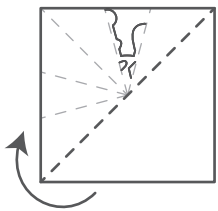


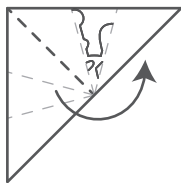
1.

FOLD  
DIAGONALLY



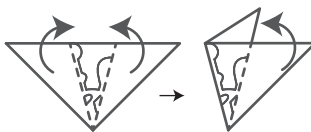
2.

FOLD THE TRIANGLE  
IN HALF



3.

FOLD THE LEFT AND RIGHT  
PART TOWARDS THE BACK



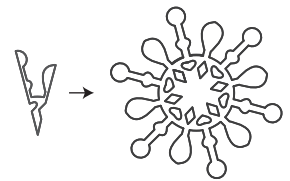
4.


CUT OUT THE  
GRAY PART



5.

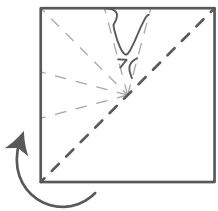
UNFOLD THE  
SNOWFLAKE





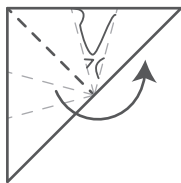
1.

FOLD  
DIAGONALLY



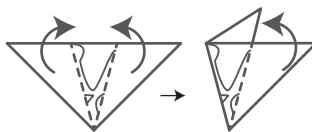
2.

FOLD THE TRIANGLE  
IN HALF



3.

FOLD THE LEFT AND RIGHT  
PART TOWARDS THE BACK



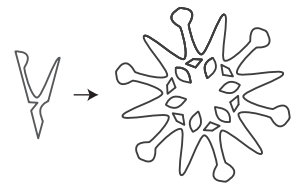
4.


CUT OUT THE  
GRAY PART



5.

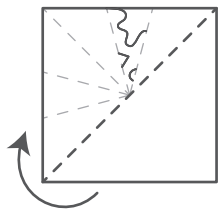
UNFOLD THE  
SNOWFLAKE





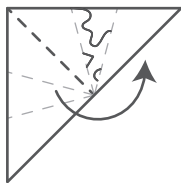
1.

FOLD  
DIAGONALLY



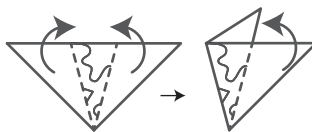
2.

FOLD THE TRIANGLE  
IN HALF



3.

FOLD THE LEFT AND RIGHT  
PART TOWARDS THE BACK



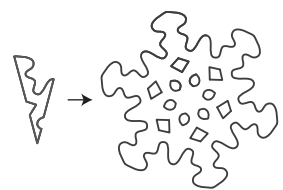
4.


CUT OUT THE  
GRAY PART



5.

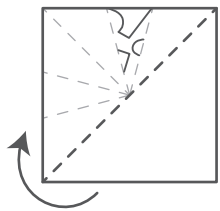
UNFOLD THE  
SNOWFLAKE





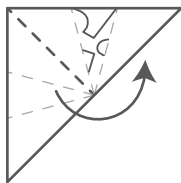
1.

FOLD  
DIAGONALLY



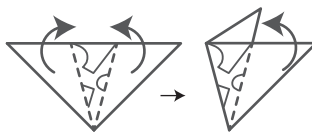
2.

FOLD THE TRIANGLE  
IN HALF



3.

FOLD THE LEFT AND RIGHT  
PART TOWARDS THE BACK



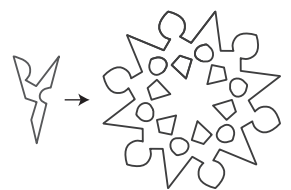
4.


CUT OUT THE  
GRAY PART



5.

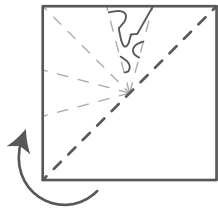
UNFOLD THE  
SNOWFLAKE





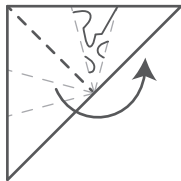
1.

FOLD  
DIAGONALLY



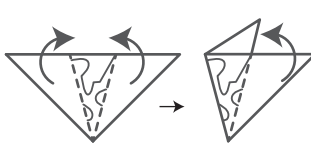
2.

FOLD THE TRIANGLE  
IN HALF



3.

FOLD THE LEFT AND RIGHT  
PART TOWARDS THE BACK



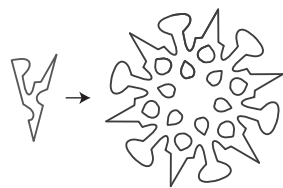
4.


CUT OUT THE  
GRAY PART



5.

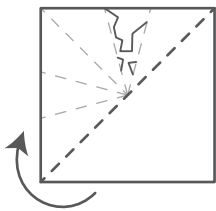
UNFOLD THE  
SNOWFLAKE





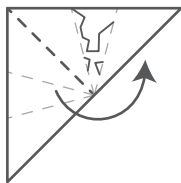
1.

FOLD  
DIAGONALLY



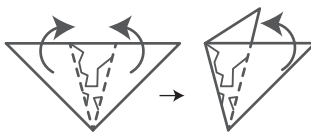
2.

FOLD THE TRIANGLE  
IN HALF



3.

FOLD THE LEFT AND RIGHT  
PART TOWARDS THE BACK



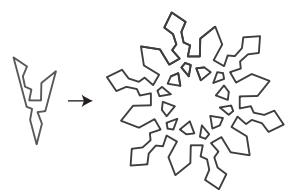
4.


CUT OUT THE  
GRAY PART



5.

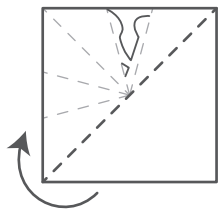
UNFOLD THE  
SNOWFLAKE





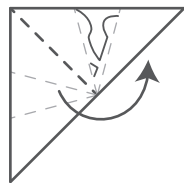
1.

FOLD  
DIAGONALLY



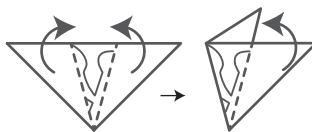
2.

FOLD THE TRIANGLE  
IN HALF



3.

FOLD THE LEFT AND RIGHT  
PART TOWARDS THE BACK



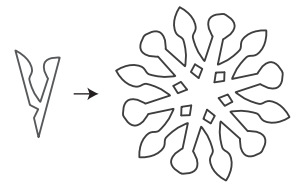
4.


CUT OUT THE  
GRAY PART



5.

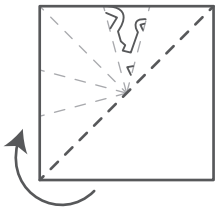
UNFOLD THE  
SNOWFLAKE





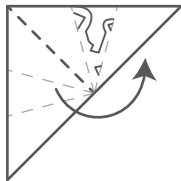
1.

FOLD  
DIAGONALLY



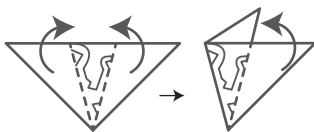
2.

FOLD THE TRIANGLE  
IN HALF



3.

FOLD THE LEFT AND RIGHT  
PART TOWARDS THE BACK



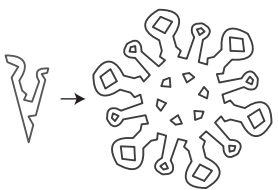
4.

CUT OUT THE  
GRAY PART




5.

UNFOLD THE  
SNOWFLAKE

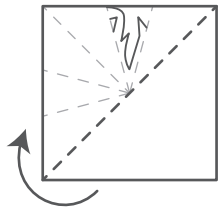






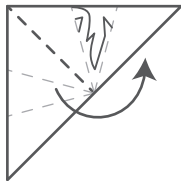
1.

FOLD  
DIAGONALLY



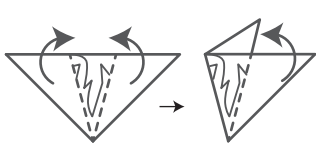
2.

FOLD THE TRIANGLE  
IN HALF



3.

FOLD THE LEFT AND RIGHT  
PART TOWARDS THE BACK



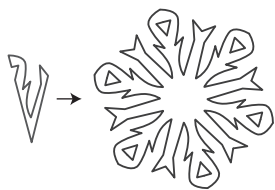
4.


CUT OUT THE  
GRAY PART



5.

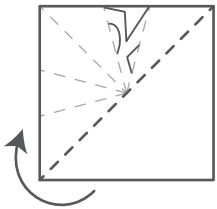
UNFOLD THE  
SNOWFLAKE





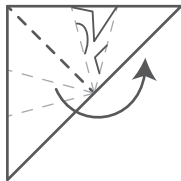
1.

FOLD  
DIAGONALLY



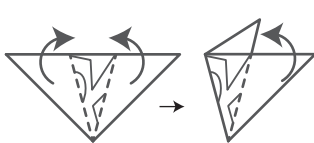
2.

FOLD THE TRIANGLE  
IN HALF



3.

FOLD THE LEFT AND RIGHT  
PART TOWARDS THE BACK



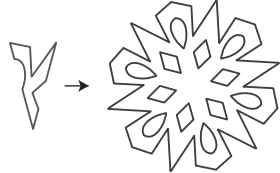
4.


CUT OUT THE  
GRAY PART



5.

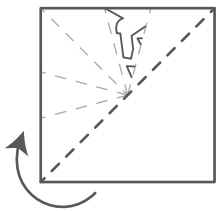
UNFOLD THE  
SNOWFLAKE





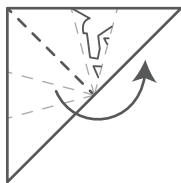
1.

FOLD  
DIAGONALLY



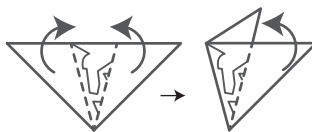
2.

FOLD THE TRIANGLE  
IN HALF



3.

FOLD THE LEFT AND RIGHT  
PART TOWARDS THE BACK



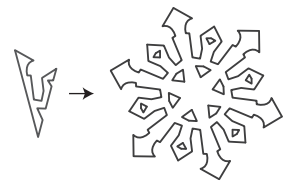
4.


CUT OUT THE  
GRAY PART



5.

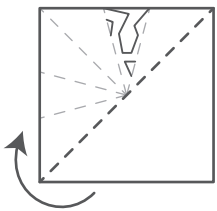
UNFOLD THE  
SNOWFLAKE





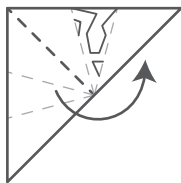
1.

FOLD  
DIAGONALLY



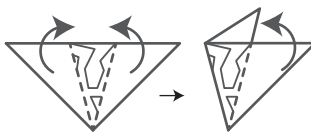
2.

FOLD THE TRIANGLE  
IN HALF



3.

FOLD THE LEFT AND RIGHT  
PART TOWARDS THE BACK



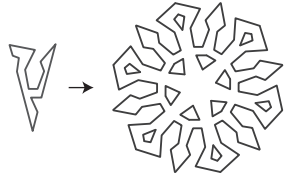
4.


CUT OUT THE  
GRAY PART



5.

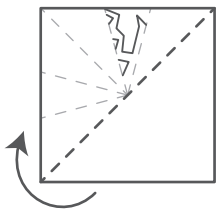
UNFOLD THE  
SNOWFLAKE





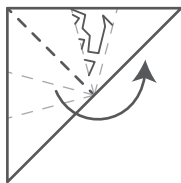
1.

FOLD  
DIAGONALLY



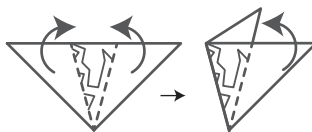
2.

FOLD THE TRIANGLE  
IN HALF



3.

FOLD THE LEFT AND RIGHT  
PART TOWARDS THE BACK



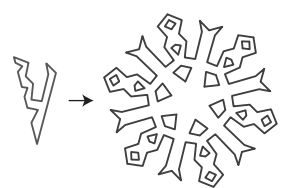
4.


CUT OUT THE  
GRAY PART



5.

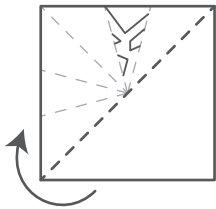
UNFOLD THE  
SNOWFLAKE





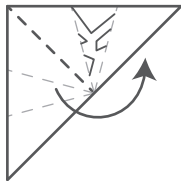
1.

FOLD  
DIAGONALLY



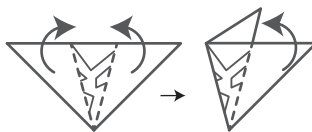
2.

FOLD THE TRIANGLE  
IN HALF



3.

FOLD THE LEFT AND RIGHT  
PART TOWARDS THE BACK



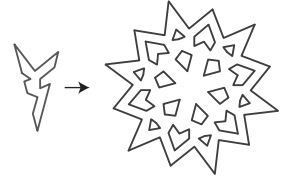
4.


CUT OUT THE  
GRAY PART



5.

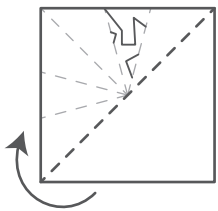
UNFOLD THE  
SNOWFLAKE





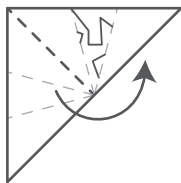
1.

FOLD  
DIAGONALLY



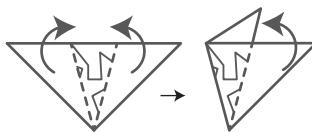
2.

FOLD THE TRIANGLE  
IN HALF



3.

FOLD THE LEFT AND RIGHT  
PART TOWARDS THE BACK



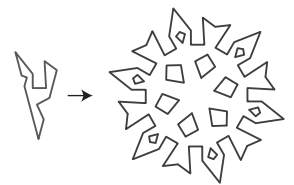
4.


CUT OUT THE  
GRAY PART



5.

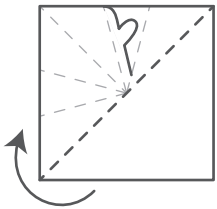
UNFOLD THE  
SNOWFLAKE





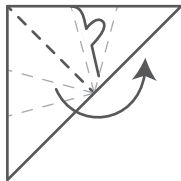
1.

FOLD  
DIAGONALLY



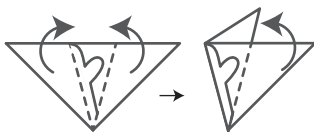
2.

FOLD THE TRIANGLE  
IN HALF



3.

FOLD THE LEFT AND RIGHT  
PART TOWARDS THE BACK



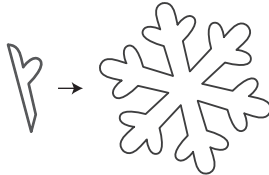
4.

CUT OUT THE  
GRAY PART




5.

UNFOLD THE  
SNOWFLAKE

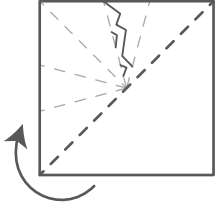






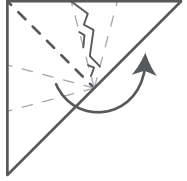
1.

FOLD  
DIAGONALLY



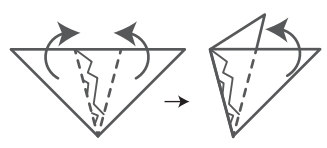
2.

FOLD THE TRIANGLE  
IN HALF



3.

FOLD THE LEFT AND RIGHT  
PART TOWARDS THE BACK



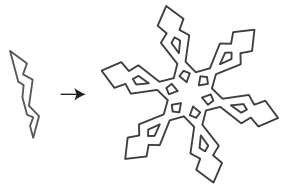
4.


CUT OUT THE  
GRAY PART



5.

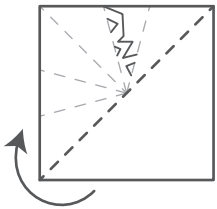
UNFOLD THE  
SNOWFLAKE





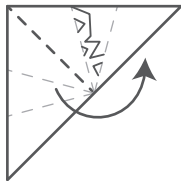
1.

FOLD  
DIAGONALLY



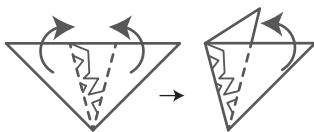
2.

FOLD THE TRIANGLE  
IN HALF



3.

FOLD THE LEFT AND RIGHT  
PART TOWARDS THE BACK



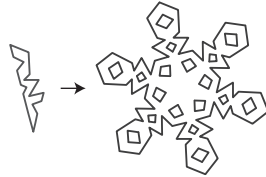
4.


CUT OUT THE  
GRAY PART



5.

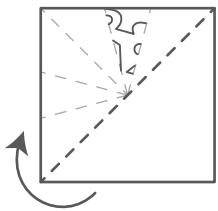
UNFOLD THE  
SNOWFLAKE





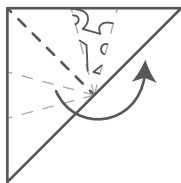
1.

FOLD  
DIAGONALLY



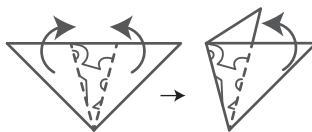
2.

FOLD THE TRIANGLE  
IN HALF



3.

FOLD THE LEFT AND RIGHT  
PART TOWARDS THE BACK



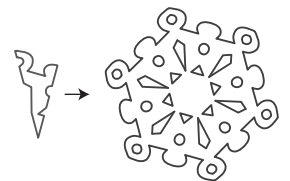
4.


CUT OUT THE  
GRAY PART



5.

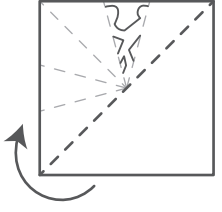
UNFOLD THE  
SNOWFLAKE





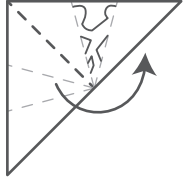
1.

FOLD  
DIAGONALLY



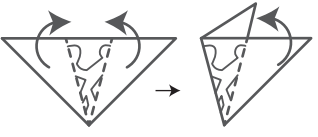
2.

FOLD THE TRIANGLE  
IN HALF



3.

FOLD THE LEFT AND RIGHT  
PART TOWARDS THE BACK



4.

CUT OUT THE  
GRAY PART



5.

UNFOLD THE  
SNOWFLAKE

